

What to wear...



Embellish
PHOTOGRAPHY

... because every picture tells a story

Start with the end in mind!

When it comes to selecting clothing for your upcoming portrait session, the first thing you should consider is the colour and design of your home.

The colours you choose to wear will have an impact on the overall look and feel of the photo.

Because colour plays such a vital role its very important that your beautiful family photos will fit in perfectly with your home and decor and look amazing on your walls.

This is where the phrase "match the couch" comes into play...

If you'd like to display your family portraits in your family room which has the following colour scheme - light tan walls with white trim, cream leather couches and light pink accent colours in the curtains and throw pillows, you should try to incorporate those colours into your clothing choices.

Here's an example of how you might go about doing it: Dad is dressed in khaki and a light cream shirt, Mom is dressed in a light pink maxi dress with a light tan scarf, your son is dressed in brown pants and a white shirt, and your daughter is dressed in a pink dress.

Planning the colours of clothing is an important step and does require some thought, This booklet will guide you through the range of colour pallets and what works best together,

Gina Te



In the image above, we have selected the black and white colour pallet and choose a beautiful lush green background to tie the portrait into the family room perfectly. The plants in the room give the feeling of tranquillity and calmness and everything in the room works cohesively.

What are we going to wear?

When it comes to choosing your clothes for a family portrait it can be a rather daunting experience, especially if you have never invested in portraits before.

Having to choose the colour theme that suits all your family members and trying to make everyone look great together without making them look too matchy matchy is quite a task.

I have great news, this booklet has been written to help you with your colour choices.

I want you to have a wonderful experience starting from the beginning where you work out what you are going to wear for your family portraits to when you are collecting your gorgeous family portraits and hanging them in your home.



Since I specialise in creating beautiful fine art keepsakes and timeless wall art I want you to picture how these photos will look on your walls in your home for years to come.

The next step is to choose your colour pallet, look through this guide and see the colour pallets that work well together.

You can choose one patterned piece to be the focal point and then build the remaining colours from the pallet around it



Don't forget to consider the natural pairings in your family when working out clothing colours. You may want photos of your children just together, a photo of you and the children and then Dad with the children as well as altogether.

The clothing you choose should suit all these pairings as well.

Add a few hints of accents (silver or gold) and interesting textures and you are well on your way to creating the perfect look for your family photos.



Blush & Blues



The blush and blue palette creates a beautiful and timeless look.

The soft colours adds just enough colour to your images to make them interesting, and it works well in a variety of settings, studio, beach or garden locations.

This colour pallet has a romantic feel and the colours are so soft and lush.

l u s h

Blues & Neutrals



The blue and neutral colour pallet suits most families and is a popular choice.

Blue suits everyone as it goes so well with a variety of complexion tones and it also works nicely in any setting.

The blue colour pallet comes in a variety of shades, whether you prefer a light dusty blue or a dark navy to provide a punch of colour.

The neutral colour tones create a timeless look in your photos and places the emphasis on your beautiful faces. Neutral tones are perfect for family portraits,

The neutral pallet has lots of shades to choose from. If you are looking for a light and breezy look this can be ascertained by adding creams and white to your outfit.

Alternatively if you would like a more earthy feel, you can add some contrast by adding a touch of tan or beige.

F r e s h

Sage & Blues



The blues and sage colour pallet is just beautiful.



The colours give a feeling of calmness and simplicity and they suit a variety of locations, whether it be in the studio or a beautiful garden or hills location.

If you want to lighten the colour palette or use deeper tones, dusty blues might be added.

Tans and creams are always good neutrals to mix in with greens and blues, but greys can be used if you want your photographs to be a little cooler overall.

s e r e n e

Blush & Cream



Lets capture your story

The blush and cream colour pallet is one of my all time favourites!

The colours are soft and warm and combined together add a light and airy feel to your photos.

The words i'd use to describe this colour pallet are classy, romance and timeless.

There are so many shades of blush and you can play around with different textures to create more depth.

You can not go wrong with these colours, they work beautifully in the studio, the beach or beautiful garden location.

r o m a n t i c

Burgandy & Mustard



The burgandy and mustard colour pallet offers a touch of vibrancy to your clothing and photos.

It oozes class and confidence and your images will pop with this colour pallet. You can play with different shades of burgandy, using textures and patterns to add more depth,

This beautiful colour pallet combines the warm tones of tan, cream and mustard to give it a warming feel and it works perfectly for Autumn sessions with the gorgeous Autumn leaves in the background on location shoots.

These warm colour tones also work perfectly throughout the warmer months either on location or in studio.

With this lovely and sophisticated colour pallet the possibilities of this colour pallet are endless as you can also combine burgundy with warm tones of milk and brown.

i n s p i r e

Black, Tan, & Mustards



The black, tan and mustard colour pallet is lovely, its edgy and sophisticated at the same time!

This colour scheme is also fantastic because you can't go wrong with who wears what.

You don't always want the guys to wear a certain colour or the girls to wear too much of a certain shade.

Seriously, you have a colour for everyone right here and your photos are going to look amazing.

s o p h i s t i c a t e d

Rust & Sage



The rust and sage colour pallet offers a very welcoming and rustic look to your clothing and photos.


These colours suit any location and season as the colours pop perfectly.

Sage is simply beautiful no matter what shade you choose, it's a colour that features a lot in my wardrobe!

s i m p l i c i t y

Tan & Cream





The tan and cream pallet is simply beautiful, the colours bring an earthy, and neutral feel to your photos. This colour palette would work well in almost any setting or background.

One of the advantages of this colour pallett is that there are so many various hues to choose from! Cream, Tan, Khaki, Rust, Camel, Brown, Copper, Auburn, Beige, Sand, Stone... the list goes on!


Another benefit is that this colour palette is appropriate for practically any season! It would appear lovely and light against the greens and blossoms in the spring.

It would also look great in the winter to make your images appear warm and inviting.



e a r t h y

Blues & Mustards



The blues and mustard colour pallet gives a sense of calmness, serenity with an airy light feeling but with a pop of warmth and contrast.

The colours are a beautiful blend of cold and warm tones and you can experiment with other tones of blue and mustard as well, it just depends on whether you want a softer and lighter look or more deeper and bold look.

In photographs this colour pallet is just stunning!

C a l m n e s s

Black & White




The black and white colour pallet is a classic, these colours offer a timeless and formal look to your photos.

Black and white colours suit all seasons and occasions.

To add a bit more depth you can add a dark or light grey to your clothing choices, these colours combined will make your photos look amazing

Add some heels and jewellery and you will feel as beautiful as you look!

e l e g a n c e



Creating timeless memories!

Keep it simple.

Avoid: any tops or shirts with large brand logos or graphics, bold patterns, and outfits with very small repetitive patterns or pinstripes that can create moire in photos.

Don't forget to: Iron and Lint Roll outfits, match your belt to your shoes if applicable, and bring accessories.

Remember all the little details too, nail polish colour and condition of nails for the photos, colour of socks worn, and hair styles.

The details

After you have decided on your clothing, it's time to accessorise with some final touches. The accessoires will help tie together each family member's look cohesively. Necklaces, bracelets, earrings, belts, scarves and hats are perfect accessories to incorporate into your family portrait session.

Please remember, I want you to wear something you feel absolutley amazing in. You are creating a legacy with your family portraits and they are telling your family story forever.

Checklist!

- I know what rooms I want to put my family portraits in.
- I am incorporating the colours of the room some what into the clothing we have chosen to wear.
- The colour pallet includes textures, patterns and colours that will work together beautifully and look amazing in our home, suiting our style and decor.

*You will never regret preserving
the magic and craziness of your family!*

www.embellishphotography.com.au

0431 768 710

